

# Waste Collection Guidebook

Household use / Important

## Basic Rules for Disposing of Waste

- ① Place the waste **between 6am and 8am** on the collection day.
- ② Sort your waste following the collection rules.  
(We do not collect the waste unsorted or sorted improperly.)
- ③ Use **city-approved garbage bags** for burnable garbage.
- ④ Place at the designated collection station of the community you belong to.  
(Do not take your garbage to other locations.)

**Support waste reduction and recycling  
to make Kakamigahara City  
environmental-friendly**


**Kakamigahara City**

Index		P
1	Charging System for Burnable Garbage Collection	②
2	Waste Collected at Burnable Garbage Stations	②
3	Materials Sorted and Collected at Recycling Stations	④
	Cans	④
	Clear Bottles	⑥
	Colored Bottles	⑥
	PET Bottles	⑥
	Paper Cartons	⑧
	Hazardous Materials	⑧
	Metal Items other than Cans	⑧
	Glass and Ceramics	⑩
	Large-sized Waste	⑩
	Others	⑩
4	Garden Waste	⑫
5	Collection of Recyclable Paper	⑭
6	Waste not collected at Collection Stations	⑰
	Excessive Amount of Waste	⑰
	Construction or Renovation Waste from home	⑰
	Unacceptable Waste by the City	⑰
	Waste from Home Medical Treatment	⑰
	Products Specified under the Home Appliance Recycling Law	⑰
	Personal Computers	⑰
	Business-Related Waste	⑰
7	Items Collected and Recycled by Manufacturers	⑱
	Products Specified under the Home Appliance Recycling Law	⑱
	Recycle of Personal Computers	⑳
	Recycle of Two-Wheel Vehicles	㉒
	Recycle of Cell-Phones and PHS	㉒
8	Disposal of Waste at the Kita Seiso Center	㉔
9	List of Sorted Waste (Alphabetical order)	㉘

# 1 Charging System for Burnable Garbage Collection (Starting on April 1st, 2011)

The Standard of Garbage Bag for Domestic Burnable Garbage will Change from April 1st, 2011.

The type of the city-approved bags will change from the present flat type to the bags with gussets, which makes it easier to carry. The price of the designated garbage bag includes collection fee as well as the cost of the bag itself. (The bag encloses certificate of payment of burnable garbage collection fee.) The city-approved bags are not sold at fixed prices, but they differ from shop to shop.



Size of the bags	Large (45L)	Medium (30L)	Small (15L)
Fee (per bag)	3 yen /bag	2 yen/bag	1 yen /bag
Price	Bag cost (a set of 20) + Collection fee (60 yen)	Bag cost (a set of 20) + Collection fee (40 yen)	Bag cost (a set of 20) + Collection fee (20 yen)

notes: Every type is sold in sets of 20 bags. The large size (45L) also has flat type bags. The small-sized bags (15L) are only sold with gussets. The collection charge noted is as of April 1st, 2011.

## 2 Waste Collected at Burnable Garbage Stations (Collected Twice a Week)

The collection day is determined for each local community. Please check the recyclable and non-recyclable refuse calendar (distributed together with the city journal of March 15th every year).

Please place the garbage between 6am and 8am on the collection day at the burnable garbage station specified by your community.







- ① Place in a city-approved bag and take it to the burnable garbage station.
- ② Absorb the waste cooking oil in paper or cloth, or solidify the oil.
- ③ Remove feces from diapers.
- ④ Utilize food waste by composting or by other methods as much as possible.

### Key Points

Food waste takes up 20% of burnable garbage. It's the "liquid" that causes the smell and weight in burnable garbage. So try not to wet and drain water well of food waste.

With plastic food trays, please use the recycling stations at supermarkets, etc as much as possible.

## 3 Materials Sorted and Collected at Recycling Stations (Collected Once a Month)

The collection day is determined for each local community. Please check the recyclable and non-recyclable refuse calendar (distributed together with the city journal of March 15th every year). Please sort and place the materials between 6am and 8am on the collection day at the recycling station specified by your community.

### CANS



- ① Empty the can and rinse it in water
- ② Cans larger than 4 liters must be collected as large -sized waste.
- ③ It is not necessary to separate aluminum cans and steel cans.
- ④ You can also support your community group recycling with aluminum cans.

## Key Points

Spray cans and gas cartridges with substance left inside can cause explosion and fire in the garbage truck or refuse disposal facility! Please make sure you empty and puncture the can outside well-ventilated and away from fire.

### Clear Bottles



### Colored Bottles



- ① Remove bottle caps and lids, make sure to empty the bottle and rise it in water.
- ② It is not necessary to remove the label.
- ③ You can leave the spouts if they are not removable.
- ④ Broken bottles should be collected as “Glass and Ceramics”.

## Key Points

Please return milk bottles, large “issho-bin” bottles (1.8 liter) and beer bottles to the stores. (They are recyclable.)

White-colored bottles (as opaque glass) should be disposed of as “Colored Bottles”.

Please put bottles of cosmetic items without recyclable signs in “Glass and Ceramics” refuse.

### PET Bottles



- ① Remove caps and rinse the bottles.
- ② Crush the side of the bottles (for logistic efficiency).
- ③ It is necessary to remove the label.
- ④ Please dispose of caps with burnable garbage. (You may also support your local voluntary groups if they collect the pet bottle caps.)

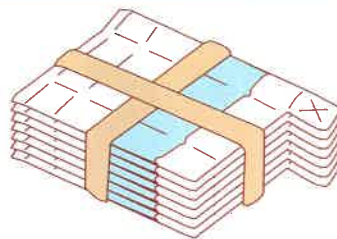
## Key Points

The applicable PET bottles are of beverages, sake, soy sauce, mirin (Japanese sweet rice wine) and vinegar. (Please dispose of other types with burnable garbage.)

You may leave the plastic ring from the cap.

## Paper Cartons

Green container with the sign  
“(Paper Cartons)”



- ① Rinse inside, open and dry the paper carton.
- ② Those with aluminum foil inside should be disposed of as burnable garbage.  
\* Those in Kawashima Area should put them at burnable garbage station on the collection day for “Recyclable Paper and Used Clothing”.  
Please check the recyclable and non-recyclable refuse calendar.

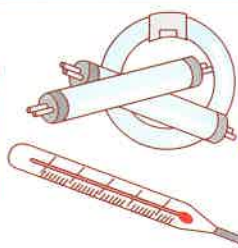
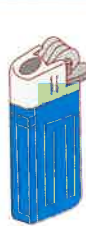


### Key Points

You can also support your community's recycling groups with paper cartons or use other recycled paper collection points

## Hazardous Materials

Red container



- ① You can dispose of dry-cell batteries, fluorescent light bulbs, mirrors, materials with mercury such as thermometers and disposable lighters.
- ② Please place the thermometer with mercury in a plastic bag.
- ③ Please take used cell-phone batteries to the retailer for recycling.  
(See page 22 “Recycle of cell-phone and PHS” for details.)



### Key Points

Please support recycling of rechargeable batteries (e.g. nickel-cadmium battery, nickel metal-hydride battery, lithium-ion battery) by retailers as much as possible. Spray cans should be disposed of with cans.

## Metal Items other than Cans

Yellow Container with the sign  
“(Metal Items other than Cans)”



Remove the cloth or vinyl from umbrellas and dispose with the burnables.

- ① Please wrap the blade edge of edged tools such as knife and needle tip with packing tape or other items.
- ② Remove the cloth or vinyl from umbrellas as much as possible and dispose with the burnables.



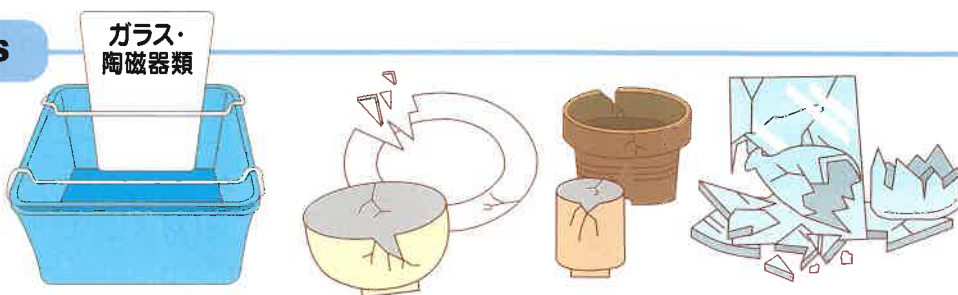
### Key Points

Items larger than the container should be disposed of as large-sized waste.



## Glass and Ceramics

Blue Container with the sign  
“(Glass and Ceramics)”



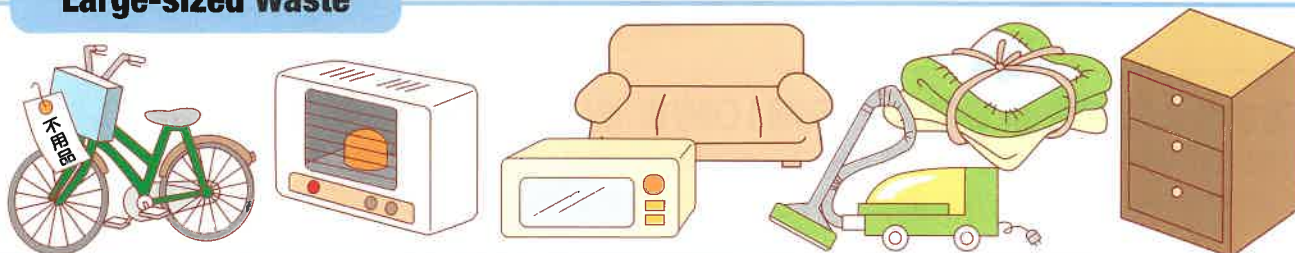
- ① Please place small broken pieces in a plastic bag.
- ② Remove soil from plant pots.



### Key Points

Please dispose of incandescent light bulbs with glass and ceramics.

## Large-sized Waste



- ① Please cut long items into a length of less than a meter.
  - ② For bicycles attach a note as “不用品 (FUYOUHIN)”.
  - ③ Please remove dry-cell batteries and light bulbs and dispose with hazardous materials.  
(Please dispose of incandescent light bulbs with glass and ceramics.)
  - ④ We do not collect personal computers and items specified under the Electric Appliance Recycling Law.  
(See page 18-20 for the list of the items and how to dispose of them.)
- \*Futon and large-sized furniture such as sofas and closets may be collected later than usual.



### Key Points

Please organize the items and do not block the traffic on the street.

## Others



- ① This category includes small-sized home appliances such as alarm clock and hair dryer.  
(They should fit in a 45-liter-bag.)
- ② Please use clear and transparent plastic bags.
- ③ Please cut long items into a length of less than a meter.




### Key Points

Please take the cell-phones to the retailers for recycling. Remove batteries and dispose of them with hazardous materials.

## 4 Garden Waste

### Garden Waste



**Please take the waste to the collection point between 6am and 8am on the collection day.**

\*Please check the collection day and point with the "Garden waste collection schedule".  
(distributed together with the city journal of March 15th every year)

### How to Dispose of Garden Waste

- Place in transparent plastic bags or tie them with string.
- Cut the tree branches into a length of less than a meter.
- The weight and diameter of branches should be portable by an adult.
- Try to dry the garden waste as much as possible.
- Remove other objects such as soil, stones and garbage.
- Dispose of cactus and succulent plants with the burnables.
- Garden waste with insect pests or diseases should be disposed of as burnable garbage.
- Garden waste with thorns or toxicity such as oleander and lacquer should also be disposed of as burnable garbage.

### Collectable Garden Waste

- Less than 100kg (only when cut or mown personally)

### Uncollectible Garden Waste

- Please take the garden waste more than 100kg directly to the Kita Seiso Center.  
Approximately 20 bags of 45 liters make 100kg of garden waste.
- When taking the waste to the Kita Seiso Center, you do not need to use plastic bags.
- Please cut the tree branches and twigs into a length of less than a meter.
- With stubs of trees or bamboos, please remove soil and stones, cut them into pieces of 15cm in diameter and length and take them to the Kita Seiso Center.

### Non-Recyclable Garden Waste

We don't recycle but incinerate the garden waste which is rotten, contains soil and stones, or is from an area of Argentine ant habitat.

## Garden Waste from Argentine Ant Habitat

Please dispose of garden waste from Argentine ant habitat with burnable garbage as we incinerate the waste in order to avoid expanding their habitat.

\* Regarding the Argentine ant habitat, please consult the city. (Environmental Policy Office 058-383-4230)

### [How to dispose of garden waste from Argentine ant habitat]

- ① Please cut tree branches and twigs less than 3 cm in diameter into small pieces.
- ② Make sure to place them in a transparent plastic bag. (Not necessary to use a city-approved bag.)
- ③ Do not dispose more than 3 bags each collection day.
- ④ Please cut tree branches and trunks more than 3 cm in diameter into smaller pieces less than 1 meter in length and 15cm in diameter and take them to the Kita Seiso Center. (We do not collect them from the burnable garbage stations.)
- ⑤ When you have a large amount of the waste, please take it directly to the Kita Seiso Center. (Use a transparent plastic bag. Not necessary to use a city-approved bag).



### Key Points


Wooden furniture or wood materials such as blocks, plywood and round bar are not garden waste.

Flowers for offerings should be disposed of with the burnables.

You may use the Kita Seiso Center which also accepts green waste. (Not necessary to use bags. Fee charged for a volume of more than 100kg.)

## 5 Recyclable Paper

We do not collect recyclable paper such as newspapers, magazines and cardboards from the burnable garbage points. (Except the dirty ones inapplicable for recycling.) Please support your community's recycling groups by PTA or Kodomo-kai (children's association). You may also use other collection points at our city's public institutions, supermarkets and others. Please check your convenient collection stations for recyclable paper with "The List of Collection Stations for Recyclable Paper of Kakamigahara City" (distributed together with the city journal of March 15th every year).



### How to dispose

- ① Strap newspapers, magazines and cardboards crosswise with string.
- ② Remove adhesive tape and label with delivery information from cardboards.
- ③ Remove CDs or DVDs from magazines, etc.
- ④ "Paper scraps" such as paper boxes, wrapping paper, posters and calendars should be placed in a paper bag and tied with string.

\* Some recycling groups such as PTA and Kodomo-kai separate news papers and magazines. Please follow their rules.



## Non-Recyclable Paper

- ▲ Waterproof paper (paper cups, paper plates, paper noodle containers and paper yogurt containers)
- ▲ Carbon paper and non-carbon paper (e.g. duplicated slip for delivery service)
- ▲ Thermal paper (e.g. fax paper and receipts) and light-sensitive paper (e.g. diazo type paper).
- ▲ Paper with other materials such as plastic films and aluminum foil.
- ▲ Paper with metallic foil such as gold and silver.
- ▲ Paper with smell (e.g. detergent container, incense package and soap wrapping paper.)
- ▲ Dirty paper with water, oil or residue and used tissues or paper towels.
- ▲ Shredded paper less than 3mm in width.



### Key Points

Shredded paper more than 3mm in width is recyclable. Please dispose of it with paper scraps.

## 6 Waste not collected at Collection Stations

### Excessive Amount of Waste

You cannot take an excessive amount of waste from big house cleaning or moving to the collection point. Please take it directly to the Kita Seiso Center or contact an authorized general waste management service. Consult the city for more information. (Environmental Policy Office 058-383-4230)

### Construction or Renovation Waste from home

Please take it directly to the Kita Seiso Center or contact an authorized general waste management service. Consult the city for more information. (Environmental Policy Office 058-383-4230)

### Unacceptable Waste by the City

Waste such as fire extinguishers, scrap tires, oil waste and car parts cannot be accepted by the city. Please consult the retailers.

### Waste from Home Medical Treatment

Please contact the city about the waste from home medical treatment. (Environmental Policy Office 058-383-4230)

\* Return the items with suspected infection such as an injection needle to medical institutions.

### Products Specified under the Home Appliance Recycling Law

Under Home Appliance Recycling Law it is required to recycle television sets (CRT-based, LCD and plasma), air conditioners, refrigerators, freezers, washing machines and clothes dryers. See page 18 for more information on disposal.

### Personal Computers

Computers and monitors are collected by manufacturers. Please see page 20 for details.

### Business-Related Waste

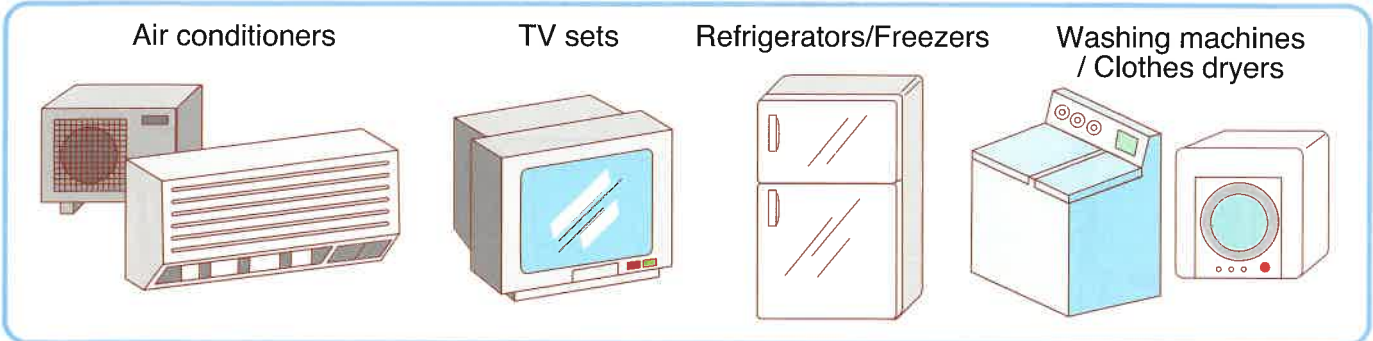
It is obligatory by law for business owners to dispose of their waste from business activities (such as commercial activities) on their own responsibility. To take the waste to the Kita Seiso Center, you will need to pay 100 yen per 10kg of the general waste for a disposal fee.

## 7 Items Collected and Recycled by Manufacturers

### Products Specified under the Home Appliance Recycling Law

The city cannot collect these items.

On April 1st of 2001 Home Appliance Recycling Law (Law for Recycling of Specified Kinds of Home Appliances) came into effect. In consequence, it has been made obligatory to recycle television sets (CRT-based, LCD and plasma), air conditioners, refrigerators, freezers, washing machines and clothes dryers. (Neither collection stations nor the Kita Seiso Center can accept these items.)



### How to Recycle

Please choose one of the methods below.

Method 1: Ask for a pick-up to the retail shop which you bought or you will buy the product from.

Method 2: Pay a recycling fee at a post office and take the item to the designated place by yourself.

Method 3: Pay a recycling fee at a post office and ask an authorized collection and delivery service for a pick-up.

\*The "Recycle Ticket" you will receive when you pay the fee at a post office should be handed to the delivery or pick-up service operator together with the scrap item.

\*In case of the methods 1 and 3, a collection and delivery fee will be charged besides the recycling fee. Please contact delivery service operators for the cost and more information.

### Recycling Fee

The recycling fee differs among manufacturers and under other conditions. Additionally, when you make a payment at a post office, a transfer fee will be charged separately.

■ Television Sets (CRT-based, LCD and plasma)  
 small (screen size 15 inch and less) =1,785 yen ~  
 large (screen size 16 inch and above) =2,835 yen ~

■ Refrigerator / Freezer  
 small (170 liters and less) =3,780 yen ~  
 large (171 liter and above) =4,830 yen ~

■ Washing machine /Clothes Dryer =2,520 yen ~  
 ■ air conditioner =2,625 yen ~  
 \*The recycling fee as of January 1st, 2011

### Designated Pick-up Location

Sagawa Kyubin Co. Ltd. Gifu Branch  
 7-115 Oono-cho, Kakamigahara-shi  
 Tel: 058-389-7881



### Contact

If you have any doubts about the recycling fee or which products apply to the Recycling Law, please contact the Recycle-Ken Center of Association for Electric Home Appliances (Tel: 0120-319-640).

For information on designated pick-up location or collection and delivery service operators, contact our Environmental Policy Office (058-383-4230).

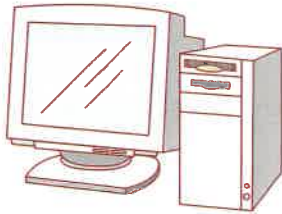


## Recycle of Personal Computers

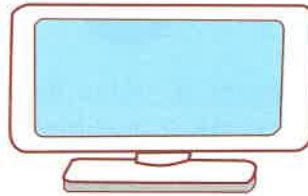
The city cannot collect personal computers.

Since October 1st, 2003, used personal computers for scrap from households have been collected and recycled by manufacturers in accordance with the Law for Promotion of Effective Utilization of Resources.

Desktop PCs  
CRT display monitors



LCD display monitors  
Integrated PCs with LCD display



Laptop PCs



\* Standard accessories enclosed with the computers such as a mouse, keyboards, speakers and cables are also collected.

Please apply directly to the PC or display manufacturers. If your item was sold after October 1st, 2003 and has the "PC Recycle" mark, you will not need to pay the recycling fee. (If not, the recycling fee will be required.)

PC Recycle Mark



### How to Recycle

- Procedure for recycling
  - ① Apply directly to the manufacturer for collection. If you cannot find your manufacturer, please contact The PC 3R Promotion Association.
  - ② You will receive Eco-Yu-pack parcel slip.
  - ③ Pack your item and attach the parcel slip.
  - ④ Take the package to a nearby post office or request a post office for a pick-up.
  - ⑤ Your item will be delivered to the recycling center.
- Recycling Fee
 

Please contact the manufacturer.

### Contacts

If you know the manufacturer ⇒ Call their customer service

If you don't know the manufacturer or for home-built PCs ⇒ Call The PC3R Promotion Association  
PC3R Promotion Association

Homepage <http://www.pc3r.jp/> Tel: 03-5282-7685



### Keypoints

Erase all the data, for example, using specialized software.

Peripheral equipment such as printers and scanners are not included in this category. Please dispose of them with large-sized waste.

## Recycle of Two-Wheel Vehicles

### The city cannot collect these items.

Since October 1st, 2004, four motorcycle makers and twelve importers in Japan have been running their joint recycling scheme. Please support the two-wheel vehicle recycle to encourage effective use of our precious resources. (Neither collection stations nor the Kita Seiso Center can accept these items.)



motorcycle recycling  
mark



\* Only the vehicles with handlebars, frame, fuel tank, engine and the both tires as a unit.  
Sidecars and electric kick scooters are not recyclable.

The recycling fee is not charged for vehicles with the recycling mark, however, if you take your vehicle to an authorized motorcycle scrap handling shop, some additional cost for collection and delivery will be required. (All the models shipped after October 1st, 2005 have the recycling marks.)

### How to Recycle

- ① Go to an authorized motorcycle scrap handling shop or designated service counter and fill in “the control manifest for motorcycle recycling”.
- ② Take the money transfer slip attached with “the control manifest for motorcycle recycling” to a nearby post office and pay the recycling fee (An additional transfer fee will be required.)  
\*The recycling fee is not required for vehicles with the recycling mark.
- ③ Bring the scrap motorcycle and the payment receipt to the authorized motorcycle scrap handling shop or designated service counter.  
\*Please check the homepage of Japan Automobile Recycling Promotion Center for your nearest authorized motorcycle scrap handling shop or designated service counter.

### Recycling Fee

Please contact a manufacturer or importer.

### Contacts

Motorcycle Recycle Call Center TEL:03-3598-8075  
Time: AM9:30~PM17:00  
(Except Sat., Sun., National holidays and the year change period)  
Japan Automobile Recycling Promotion Center  
Homepage <http://www.jarc.or.jp/>

## Recycle of Cell-Phones and PHS

Any retail stores with the sign shown here collect used cell-phones or PHS, their batteries and rechargers for free of charge, regardless of manufacturers or brands.

Please access the homepage of Mobile Recycle Network for details.

Homepage <http://www.mobile-recycle.net/index.html>

Mobile Recycle Network





## 8 Disposal of Waste at the Kita Seiso Center (Tel: 058-384-3616)

### How to bring in

- ① Sort waste in the same way as collected at the collection station.
- ② For burnable waste, please make sure to use the city-approved garbage bags.  
We do not accept burnable garbage if not in the designated bags.
- ③ When you bring in your garbage, it is required to show your car registration and ID with address (e.g. driver's license or health insurance card) at the service counter.
- ④ Regarding waste sorting, please check "9. List of Sorted Waste (alphabetical order)".

### Opening Hours

Mon.-Fri. 8:45am to 4:00pm

Sat. 8:45am to 11:00am

No collection on Sun., national holidays and the year-end period

### Points to Consider

- ① A person who is disposing of waste should be present to bring it in.
- ② You cannot bring in waste from other cities.
- ③ Please follow the sorting rules. (We do not accept the unsorted waste.)
- ④ We weigh your waste at the reception.  
The method is to subtract your vehicle weight stated on car registration from the scaled vehicle weight with the waste.  
You may request to check the weight twice.
- ⑤ We only weigh the materials which need to be sorted. When you bring in sorted materials and burnable garbage at the same time, please put the burnable garbage in a place easy to unload.
- ⑥ It is not necessary to tie futon or carpets.
- ⑦ Please cut rolled paper into a length of less than a meter.
- ⑧ Please cut tied paper into a thickness of less than 10cm.
- ⑨ Landfill waste must be less than 20kg in weight and less than 30cm in length, width and thickness.
- ⑩ When you bring in your waste, you will be asked to take it to dumping location. Please follow an instruction from a person in charge.
- ⑪ Please contact the Kita Seiso Center for further information.

## Waste Disposal Fee

Waste from households

Burnable garbage

Must be in the city-approved bags. As the disposal fee is included in a bag, no payment will be required at the Kita Seiso Center.

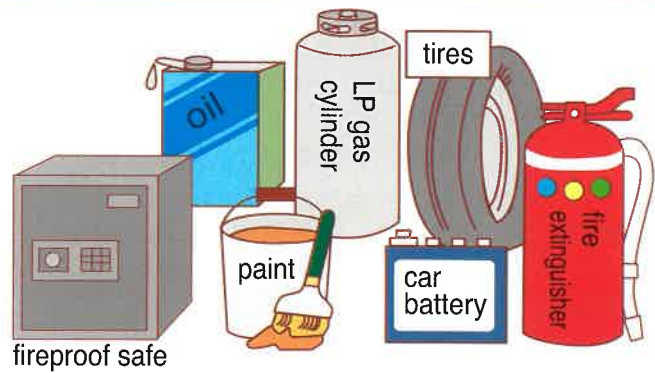
Sorted waste

Amount	Fee
100kg or less	Free of charge
Above 100kg	60 yen per 10 kg

\*Waste disposal fee as of April 1st, 2011

## Unacceptable Waste

gasoline, light oil, heating oil (kerosene), paint, thinner, fire extinguisher, motorcycle, scooter, car parts, car battery, tires, water heater, oil heater, bowling ball, agricultural machinery, LP gas cylinder, pesticide, poisonous material, piano, drum can, pump, motor, fireproof safe, TV set, refrigerator, freezer, air conditioner, clothes dryer, computer, PC display and so on.



★Please see “9. List of Sorted Waste (alphabetical order) for details.





## 9 List of Sorted Waste (Alphabetical Order)

	Items	Sorted Category	Key points
<b>A</b>	Antenna (for TV)	Large-sized waste	Break down and cut into a length of less than a meter
<b>I</b>	Stone	Unacceptable by the city	A little amount of small stones for gardens is accepted at the Kita Seiso Center.
	Chair	Large-sized waste	
	Wooden board	Large-sized waste	Cut into a length of less than a meter. A large amount should be taken directly to the Kita Seiso Center
	Clothes dryer	Applicable to Home Appliance Recycling Law	See page 18 for items recycled by manufactures
	Ink cartridge (for printers)	Burnable garbage	Return to retailer shops as much as possible.
<b>U</b>	Plant pot (ceramics)	Glass and ceramics	
	Plant pot (plastic)	Burnable garbage	Big items which don't fit in a bag should be disposed of with "Others".
<b>E</b>	Air conditioner	Applicable to Home Appliance Recycling Law	See page 18 for items recycled by manufactures
	LCD TV set	Applicable to Home Appliance Recycling Law	See page 18 for items recycled by manufactures
	MD / MO	Burnable garbage	
	Electronic organ	Large-sized waste	
<b>O</b>	Oil (engine oil)	Unacceptable by the city	The city cannot accept these items. Consult the retail stores.
	Oil can (not emptied)	Unacceptable by the city	The city cannot accept these items. Consult the retail stores.
	Oil heater	Unacceptable by the city	The city cannot accept these items. Consult the retail stores.
	Diaper	Burnable garbage	Remove feces.
	Toy (metallic)	Metal items other than cans	Those bigger than a collection container are considered large-sized waste.
	Toy (wooden/plastic)	Burnable garbage	Big items should be disposed of as large-sized waste.
	Thermometer with mercury	Hazardous materials	
<b>Ka</b>	Curtain	Recyclable paper, used clothes	Please recycle. Dirty items should be disposed of as large-sized waste.
	Curtain rail	Large-sized waste	Cut into a length of less than a meter.
	Carpet	Large-sized waste	Fold into a half size of a tatami mat and tie it crosswise.
	Flashlight	Others	Batteries to hazardous materials. Plastic products to burnable garbage.
	Mirror	Hazardous materials	
	Umbrella	Metal items other than cans	Remove the cloth and vinyl and dispose as burnable garbage.

	Items	Sorted Category	Key points
	Gas water heater	Unacceptable by the city	The city cannot accept these items. Consult the retail stores.
	Gas stove	Large-sized waste	Batteries to hazardous materials.
	Cassette tape player	Large-sized waste	
	Cooking gas canister	Cans	Empty inside and puncture the can.
	Razor	Metal items other than cans	Wrap the blade edge with packing tape or other item.
	Camera / Video camera	Others	Remove batteries and dispose as hazardous materials.
	Glass window	Uncollectible	Cut into half, separate the frame and glass and take them to the Kita Seiso Center.
	Roof tile	Uncollectible	Bring in to the Kita Seiso Center directly.
	Exhaust fan (home use)	Large-sized waste	Only for home use. Please write down 家庭用 (home use).
	Battery (dry-cell)	Hazardous materials	
<b>Ki</b>	Woodchip	Large-sized waste	Cut into a length of less than a meter in length and width and 15cm in diameter.
	Ladder	Large-sized waste	
	Dresser	Large-sized waste	Remove the mirror, if possible and dispose of it as hazardous materials.
<b>Ku</b>	Air cleaner	Large-sized waste	
<b>Ke</b>	Fluorescent light bulb	Hazardous materials	
	Cell-phone (body and battery)	Unacceptable by the city	Return to the retail stores.
	Motorbike	Unacceptable by the city	Consult authorized motorcycle scrap handling shops.
<b>Ko</b>	Kotatsu (table with an electric heater)	Large-sized waste	
	Concrete (broken pieces)	Uncollectible	Bring to the Kita Seiso Center directly.
<b>Sa</b>	Surfboard	Large-sized waste	Cut into half and dispose. (You can cut it with a saw.)
	Plates (ceramics)	Glass and ceramics	
<b>Shi</b>	Sheet (for bed)	Recyclable paper, used clothes	Please recycle. Dirty items should be disposed of as large-sized waste.
	CD	Burnable garbage	
	Bicycle	Large-sized waste	Attach a note “不用品 (Scrap)”.
	Car parts	Uncollectible	Consult the retail shops. (tires, wheels, battery, bumper, etc.)
	Carpet	Large-sized waste	The item more than 10 m <sup>2</sup> (six tatami mats) should be cut into half, folded into a half size of a tatami mat and tied for disposal.
	Fire extinguisher	Unacceptable by the city	The city cannot accept these items. Consult the retail stores.

	Items	Sorted Category	Key points
	Lamps and shades	Large-sized waste	Fluorescent light bulbs are hazardous materials.
	Cooking oil	Burnable garbage	Absorb it in paper or cloth, or solidify it for disposal.
	Cupboard	Large-sized waste	Remove the glass and dispose with glass and ceramics.
	Thinner	Unacceptable by the city	The city cannot accept these items. Consult the retail stores.
<b>Su</b>	Aquarium (glass)	Glass and ceramics	
	Aquarium (glass) Large size (90cm and up)	Large-sized waste	
	PaRice cooker	Large-sized waste	
	Ski	Large-sized waste	
	Skateboard	Large-sized waste	
	Heater	Large-sized waste	Remove fuel and batteries. (Batteries to hazardous materials.)
	Sand for garden	Uncollectible	Bring to the Kita Seiso Center directly.
	Spring mattress	Large-sized waste	
	Spray cans	Cans	Empty inside and puncture the can.
	Slate	Uncollectible	Place in plastic bags (double) and bring to the Kita Seiso Center.
<b>Se</b>	Plaster board	Uncollectible	Place in plastic bags (double) and bring to the Kita Seiso Center.
	Cement room tile	Uncollectible	Non-scattering type asbestos-containing materials such as fiber-reinforced cement should be placed in double-plastic-bags and delivered directly to the Kita Seiso Center.
	Washing machine	Applicable to Home Appliance Recycling Law	See page 18 for items recycled by manufactures
	Fan	Large-sized waste	
<b>So</b>	Binocular	Others	
	Vacuum machine	Large-sized waste	
	Sofa	Large-sized waste	
<b>Ta</b>	Thermometer with mercury	Hazardous materials	Dispose of electric thermometers with "Others".
	tire	Unacceptable by the city	The city cannot collect these items. Consult the retail stores.
	Tile	Uncollectible	Bring to the Kita Seiso Center directly.
	Tatami mat	Uncollectible	Cut into half and bring to the Kita Seiso Center directly.
	Closet	Large-sized waste	
<b>Ti</b>	Child seat	Large-sized waste	



	Items	Sorted Category	Key points
<b>Tsu</b>	Cup	Glass and ceramics	Plastic items to burnable garbage.
	Desk	Large-sized waste	
<b>Te</b>	Dirt	Uncollectible	Bring to the Kita Seiso Center directly.
	DVD equipment	Large-sized waste	
	Iron bar / board	Uncollectible	Consult metal collection service operators.
	TV set	Applicable to Home Appliance Recycling Law	See page 18 for items recycled by manufactures
	Electric carpet / blanket	Large-sized waste	Fold into a half size of a tatami mat and tie it crosswise.
	Electric razor	Others	
	Electric code /cable	Others	Cut into a length of less than a meter.
	Electric heater	Large-sized waste	
	Light bulb	Hazardous materials	Incandescent light bulbs to glass and ceramics.
	Electric organ / piano	Large-sized waste	
	Microwave oven	Large-sized waste	
	Calculator	Others	Remove batteries.
	<b>To</b>	Kerosene	Uncollectible
Kerosene plastic container		Large-sized waste	Empty inside for disposal.
Clock		Others	
Galvanized iron sheet		Large-sized waste	Cut or fold into a length of less than a meter. Try to bring five pieces at a maximum at a time.
Hair dryer		Others	
<b>Na</b>	Drum can	Unacceptable by the city	The city cannot accept these items. Consult metal collection service operators.
	Paint	Unacceptable by the city	The city cannot accept these items. Consult the retail stores.
	Knife	Metal items other than cans	Wrap the blade edge with packing tape or other item.
	Pan	Metal items other than cans	
	<b>Ni</b>	Nickel-hydride battery	Hazardous materials
<b>Ne</b>		Screw	Metal items other than cans
	<b>No</b>	Saw	Metal items other than cans
<b>Ha</b>	Ash	Uncollectible	

	Items	Sorted Category	Key points
	Motorcycle	Unacceptable by the city	Consult authorized motorcycle scrap handling shops.
	Scissors	Metal items other than cans	Wrap the blade edge with packing tape or other item.
	Computer	Recycled under the Law for Promotion of Effective Utilization of Resources	Contact the manufacturer.
	Battery (vehicle)	Unacceptable by the city	The city cannot accept these items. Consult the retail stores.
	Styrofoam	Burnable garbage	
	Fireworks	Burnable garbage	Soak in water on the collection day before disposing.
	Edged tool	Metal items other than cans	Wrap the blade edge with packing tape or other item.
	Needle	Metal items other than cans	Wrap with packing tape or other item.
	Wire (small amount)	Metal items other than cans	Cut into a length of less than a meter.
	Wire (large amount)	Unacceptable by the city	The city cannot accept these items. Consult metal collection service operators.
	Hanger (wooden/plastic)	Burnable garbage	Dispose the metal ones with “metals items other than cans”.
	Bumper guard (car)	Unacceptable by the city	The city cannot accept these items. Consult the car-related services.
<b>Hi</b>	Piano	Unacceptable by the city	The city cannot accept these items. Consult the retail stores.
	Videotape	Burnable garbage	
	Video tape player	Large-sized waste	
	Plastic sheet	Burnable garbage	Sheets over a meter should be folded and disposed of with “others”.
<b>Fu</b>	Fan heater	Large-sized waste	Make sure to remove fuel.
	Futon	Large-sized waste	Fold into a half size of a tatami mat and tie it crosswise.
	Frying pan	Metal items other than cans	
	Plasma TV set	Applicable to Home Appliance Recycling Law	See page 18 for items recycled by manufactures
	Printer	Large-sized waste	Remove ink cartridge and toner.
	Propane gas cylinder	Unacceptable by the city	The city cannot accept these items. Consult the retail stores.
<b>He</b>	Pet sand (paper)	Burnable garbage	Remove feces.
	Pet sand (stone, sand)	Uncollectible	Wash to reuse or bury in a garden, etc.
	Bed frame (wood)	Large-sized waste	Cut the material into half.
	Paint can	Metal items other than cans	Absorb paint with a cloth and dispose with the burnables. Dispose of the can with “metal items other than cans”.
<b>Ho</b>	Wheel (car)	Unacceptable by the city	The city cannot accept these items. Consult the retail stores.

	Items	Sorted Category	Key points
	Boiler	Unacceptable by the city	The city cannot accept these items. Consult the retail stores.
	Kitchen knife	Metal items other than cans	Wrap the blade edge with packing tape or other item.
	Hose (vinyl, rubber)	Burnable garbage	Cut into a length of less than a meter and place in a designated bag.
	Plastic tank	Others	Empty inside before disposal.
<b>Ma</b>	Mattress	Large-sized waste	
	Matches (unused)	Burnable garbage	Soak in water on the collection day before disposing.
<b>Mu</b>	Insect cage (wooden/plastic)	Burnable garbage	
<b>Me</b>	Glasses (for eyes)	Glass and ceramics	
<b>Mo</b>	Motor	Unacceptable by the city	The city cannot accept these items. Consult the retail stores.
	Blanket	Recyclable paper, used clothes	Please recycle. Dirty items should be disposed of as large-sized waste.
	Shed (home use)	Uncollectible	Remove metal parts and cut the materials in to a length of less than a meter before bringing in to the Kita Seiso Center.
	Laundry pole	Large-sized waste	Cut into a length of less than a meter. (Not necessary to cut the stainless-steel item.)
<b>Ya</b>	Kettle	Metal items other than cans	
<b>Yu</b>	Yukata (summer kimono)	Recyclable paper, used clothes	Please recycle. Dirty items should be disposed of as large-sized waste.
	Water heater (kitchen use)	Large-sized waste	
<b>Ra</b>	Lighter	Hazardous materials	Use up before disposal.
	Radio / radio-cassette recorder	Others	
	School bag (traditional satchel)	Large-sized waste	
<b>Ri</b>	Lithium battery	Hazardous materials	Return to retail stores as much as possible.
	Trolley	Unacceptable by the city	The city cannot accept these items. Consult metal collection service operators.
<b>Re</b>	Refrigerator/Freezer	Applicable to Home Appliance Recycling Law	See page 18 for items recycled by manufactures
	Brick	Uncollectible	Bring to the Kita Seiso Center directly.
<b>Ro</b>	Rope	Burnable garbage	Cut into a length of less than a meter.
<b>Wa</b>	Wire	Unacceptable by the city	Consult metal collection service operators.